

# MiniPlus FF06

Rinsable fine filter

## APPLICATION

Rinsable MiniPlus FF06 fine filters ensure a continuous supply of filtered water. The fine filter prevents the ingress of foreign bodies, for example rust particles, strands of hemp and grains of sand and thus reduces the probability of corrosion. Sediment collected at the bottom of the filter bowl can simply be removed by rinsing the filter.

Compact in size, these filters were designed to fit where space is limited.

## APPROVALS

- DVGW

## SPECIAL FEATURES

- Simple assembly
- Filtered water supplied even during reverse rinsing
- Shock resistant clear synthetic material filter bowl enables easy checking of filter contamination
- Filter and complete filter bowl are replaceable
- Body with female and male threads
- All materials are ACS approved
- All materials are KTW approved
- Approved by TÜV LGA for low noise, Group 1 without limitations




## TECHNICAL DATA

<b>Media</b>	
Medium:	Drinking water
<b>Connections/Sizes</b>	
Connection sizes:	1/2" - 1 1/4"
<b>Pressure values</b>	
Max. operating pressure:	16.0 bar
<b>Operating temperatures</b>	
Max. operating temperature medium:	40 °C
<b>Specifications</b>	
Installation position:	Horizontal with filter bowl downwards

Note: The filter is constructed for drinking water installations. In case of a process water application the filter has to be proven individually.

## CONSTRUCTION

Overview	Components	Materials
	<b>1</b> Threaded connections (option AA)	Brass
	<b>2</b> Housing with female and male threads, without threaded connection	Dezincification resistant pressed brass
	<b>3</b> Fine filter in clear filter bowl	Stainless steel, shock-resistant, transparent synthetic material filter bowl
	<b>4</b> Ball valve	Brass (Ball Valve body), Stainless steel (ball), Plastic (handle)
<b>Not depicted components</b>		
	Double wring wrench	Plastic

## METHOD OF OPERATION

The fine filter is composed of a body and a rinsable fine filter insert.

During normal operation, water flows through the filter mesh to the body outlet. To rinse the filter, the ball valve is opened which discharges the dirt particles. A continuous supply of filtered water is available also during the rinse cycle.

## TRANSPORTATION AND STORAGE

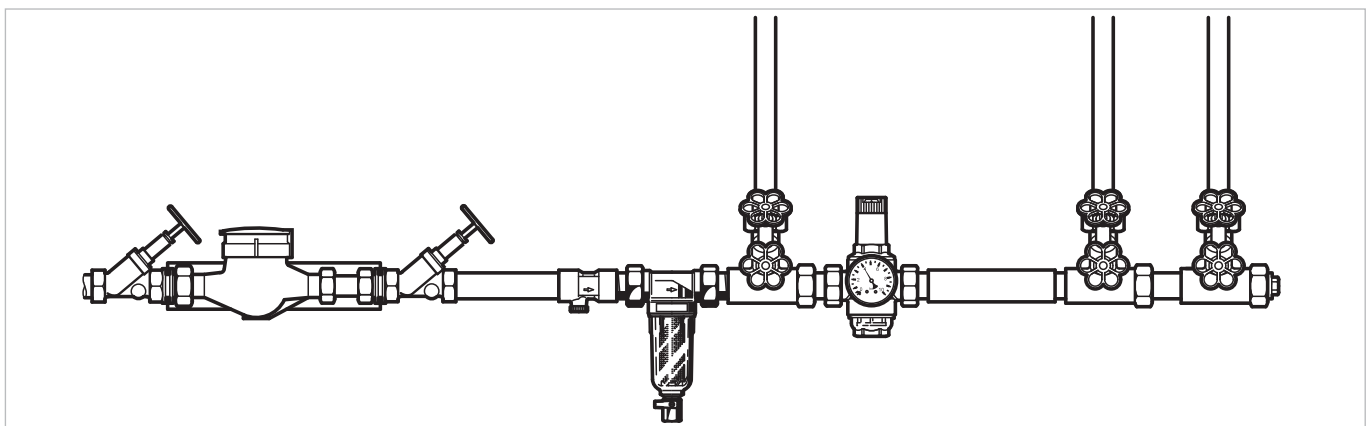
Keep parts in their original packaging and unpack them shortly before use.

The following parameters apply during transportation and storage:

Parameter	Value
Environment:	clean, dry and dust free
Min. ambient temperature:	5 °C
Max. ambient temperature:	55 °C
Min. ambient relative humidity:	25 % *
Max. ambient relative humidity	85 % *

\*non condensing

## Installation Example



## INSTALLATION GUIDELINES

### Setup requirements

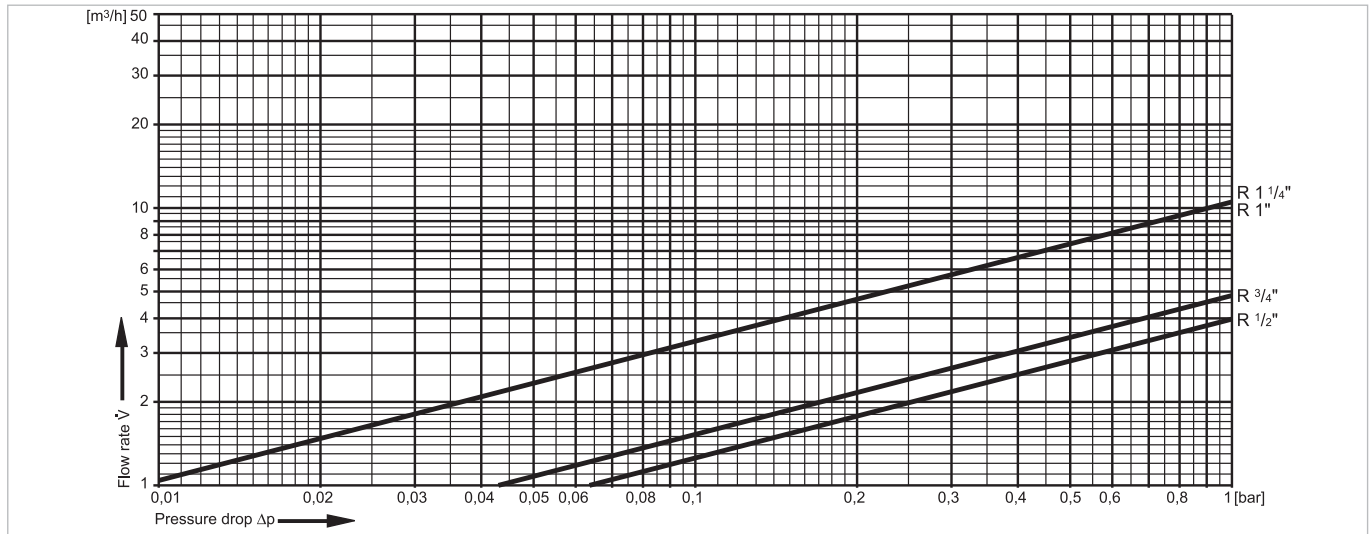
- Install in horizontal pipework with filter bowl downwards
  - This position ensures optimum filter efficiency
- Install shut-off valves
- These filters are armatures which need to be maintained regularly
- Ensure good access
  - Degree of contamination can be easily seen with clear filter bowl
  - Simplifies maintenance and inspection
- The installation location should be protected against frost
- Related to the EN 806-2 it is recommended to install the filter immediately after the water meter
- In order to avoid flooding, it is recommended to arrange a permanent, professionally dimensioned wastewater connection

## TECHNICAL CHARACTERISTICS

### kvs-Values

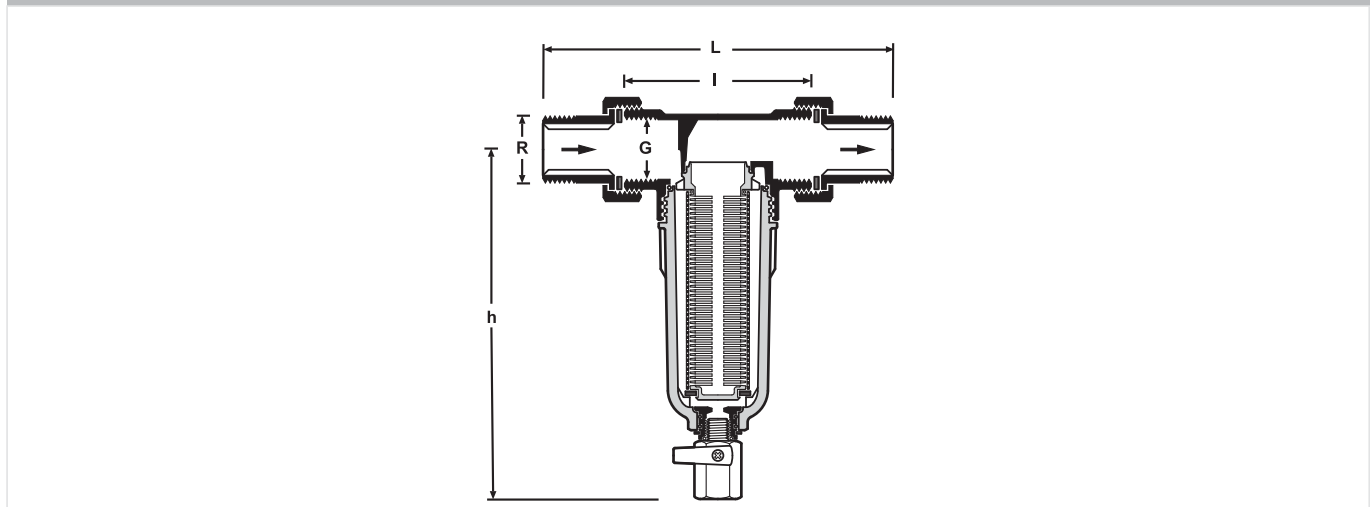
Connection sizes:	15	20	25	32
k <sub>VS</sub> -value (m <sup>3</sup> /h):	4.0	5.8	10.4	10.4

### Pressure drop characteristics



## DIMENSIONS

### Overview



Parameter	Values				
Connection sizes:	R	1/2"	3/4"	1"	1 1/4"
Internal threads:	G	1/2"	3/4"	1"	-
Weight:	kg	0.7	1.0	1.3	1.5
Dimensions:	L	140	158	179	197
	I	80	90	100	105
	h	158	180	180	180
Flow value at Δp=0.5 bar:	m <sup>3</sup> /h	1.27	2.27	7.0	7.0
DVGW registration number:		NW-9301CM0399		-	-

Note: All dimensions in mm unless stated otherwise.

## ORDERING INFORMATION

The following tables contain all the information you need to make an order of an item of your choice. When ordering, please always state the type, the ordering or the part number.

### Options

The valve is available in the following sizes: 1/2", 3/4", 1" and 1 1/4".


- standard
- not available

		FF06-...AA	FF06-...EA
Connection type:	Threaded male connections, filter mesh size 100 µm	•	-
	Without connections, filter mesh size 100 µm	-	•

Note: ... = space holder for connection size

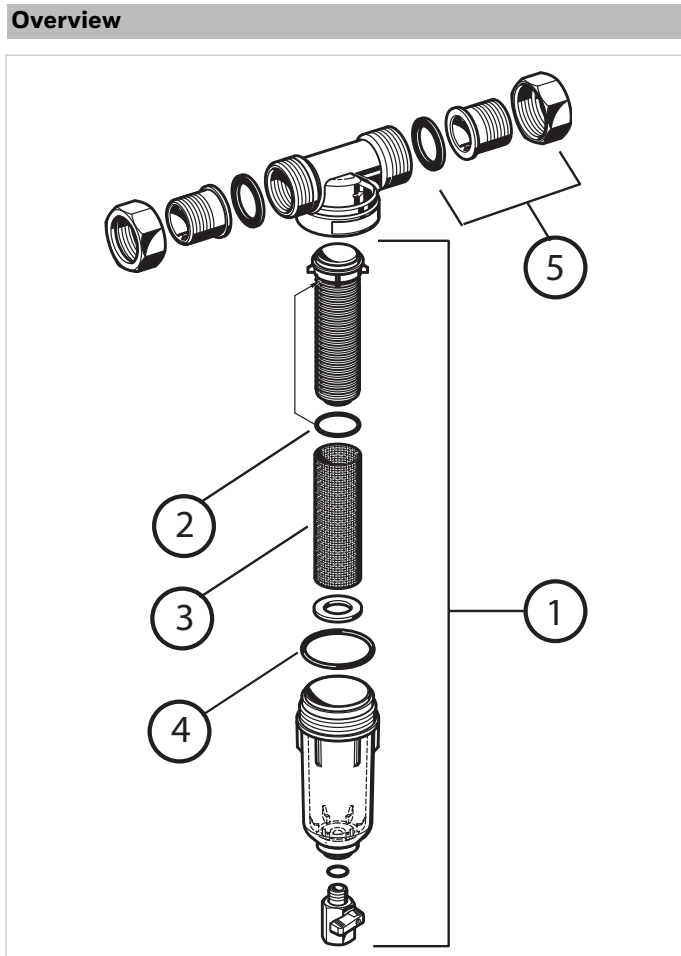
Note: Ordering number example for 1" and type AA valve: FF06-1AA

### Accessories

	Description	Dimension	Part No.
	<b>VST06B</b> <b>Connection set</b>		
	Solder connections		
		1/2"	VST06-1/2B
		3/4"	VST06-3/4B
		1"	VST06-1B
		1 1/4"	VST06-11/4B
	<b>ZR06K</b> <b>Double ring wrench</b>		
	For removing filter bowl (no fig.)		
		1/2" - 1 1/4"	ZR06K

**Spare Parts**

MiniPlus FF06 Fine Filters from 1997 onwards



	Description	Dimension	Part No.
<b>1</b>	<b>Clear filter bowl with sieve 100 µm and mesh carrier</b>	1/2"	KF06-1/2A
		3/4" - 1 1/4"	KF06-1A
<b>2</b>	<b>O-ring set for mesh carrier (10 pcs.)</b>	1/2"	0903127
		3/4" - 1 1/4"	0903128
<b>3</b>	<b>Replacement sieve (5 pcs.)</b>	100 µm	1/2"
		100 µm	3/4" - 1 1/4"
		50 µm	1/2"
		50 µm	3/4" - 1 1/4"
<b>4</b>	<b>O-ring set for filter bowl (10 pcs.)</b>	1/2"	0901246
		3/4" - 1 1/4"	0901499
<b>5</b>	<b>Connection set threaded connection</b>	1/2"	VST06-1/2A
		3/4"	VST06-3/4A
		1"	VST06-1A
		1 1/4"	VST06-11/4A

**Environmental & Energy Solutions**

Honeywell GmbH  
 Hardhofweg  
 74821 MOSBACH  
 GERMANY  
 Phone: (49) 6261 810  
 Fax: (49) 6261 81309  
<http://ecc.emea.honeywell.com>

Manufactured for and on behalf of the  
 Environmental and Combustion Controls  
 Division of Honeywell Technologies Sàrl, Z.A.  
 La Pièce 16, 1180 Rolle, Switzerland  
 by its Authorised Representative Honeywell GmbH  
 ENOH-1115GE23 R1116  
 Subject to change  
 © 2016 Honeywell GmbH

